

# Dragonfly AML Firmware Update

1

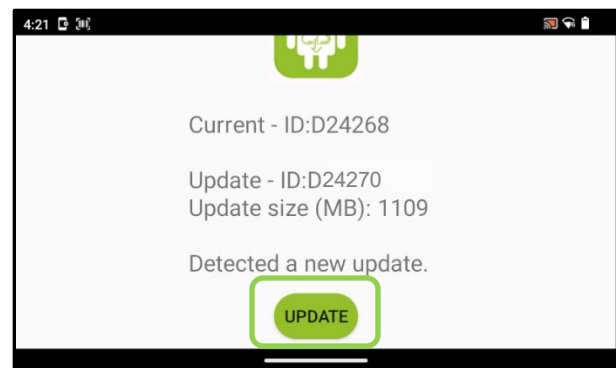
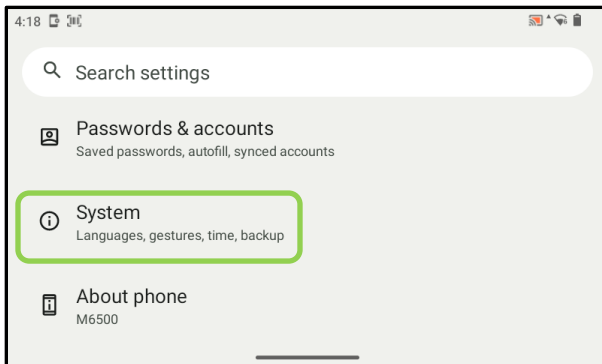
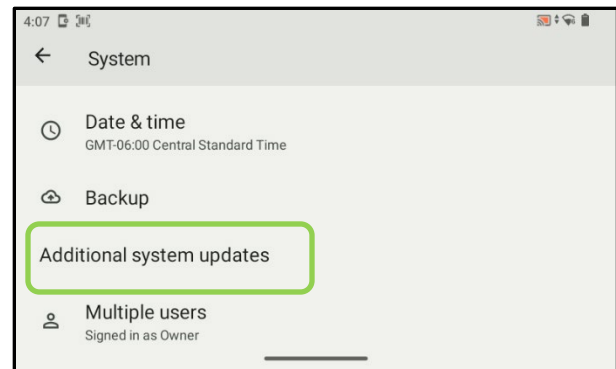

Before proceeding with the OTA update, verify that the Dragonfly:

- is connected to a wireless network with internet access.
- has a Battery charge greater than 30%

2

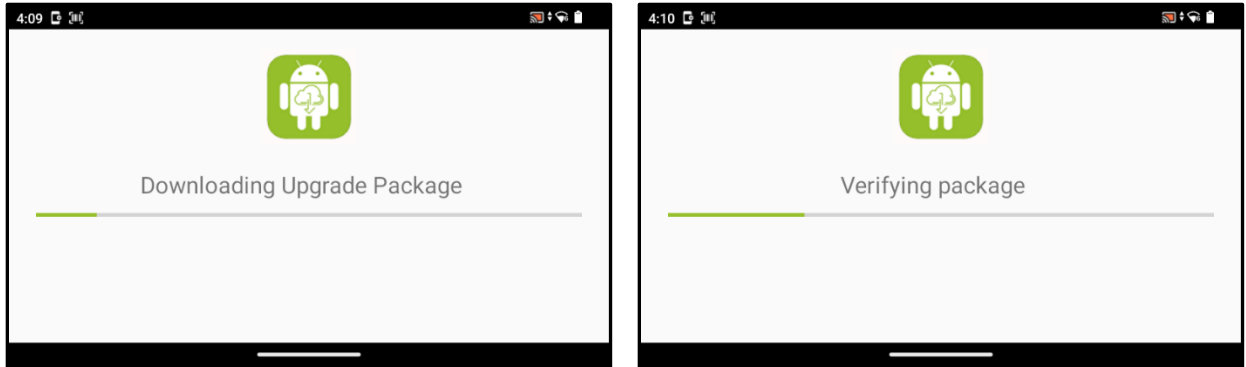
Go to **Settings** → **System** → **Additional system updates**

Press **Update**



### 3

Allow a few minutes while the Dragonfly downloads and installs the system update.  
**The Dragonfly will reboot on its own upon successful completion.**



### 4

Go to **Settings** → **System** → **Additional system updates**

Verify Firmware is updated: **Current and Update ID numbers** should match

