



# User Guide



7361 Airport Fwy  
Richland Hills, Texas 76118  
800.648.4452  
[www.amltd.com](http://www.amltd.com)

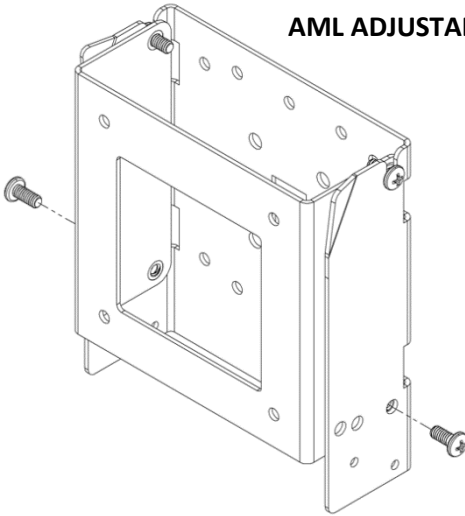


# Mounting

---

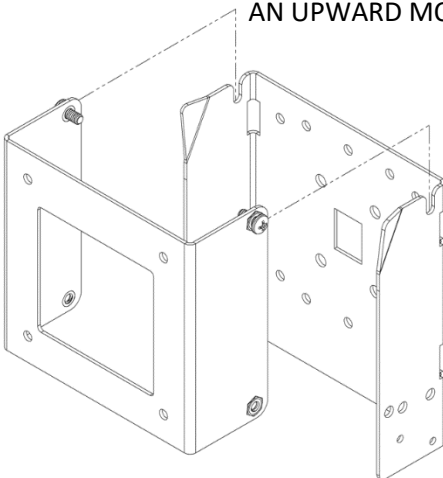
It is highly recommended to use the **ACC-0794** Universal Mount as an interface between the Firebird VMU and the mounting bracketry that will be used to attach it to the forklift. It provides clearance for power and scanner cords to connect to the rear panel and provides multiple mounting hole patterns such as VESA 75 and AMPs.

## AML ADJUSTABLE VESA 75 BRACKET (ACC-0794)



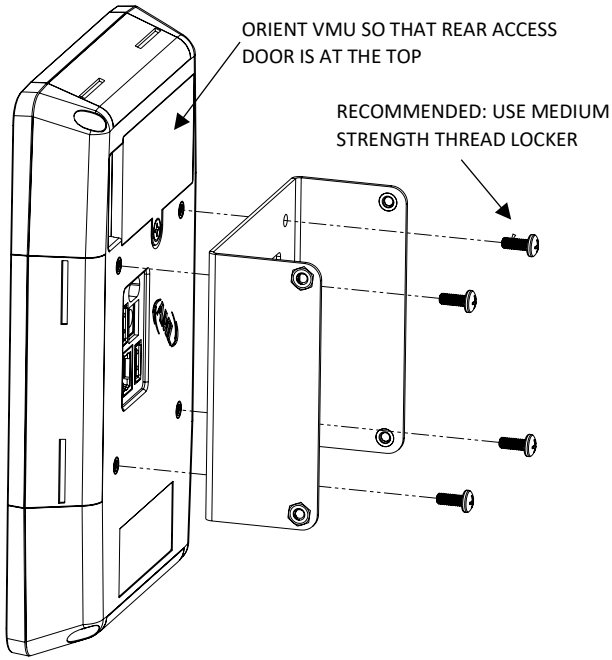
REMOVE THE 2 BOTTOM  
SCREWS, BUT DO NOT  
DISCARD.

UNHOOK THE FRONT PANEL FROM REAR PANEL WITH  
AN UPWARD MOTION, AS SHOWN

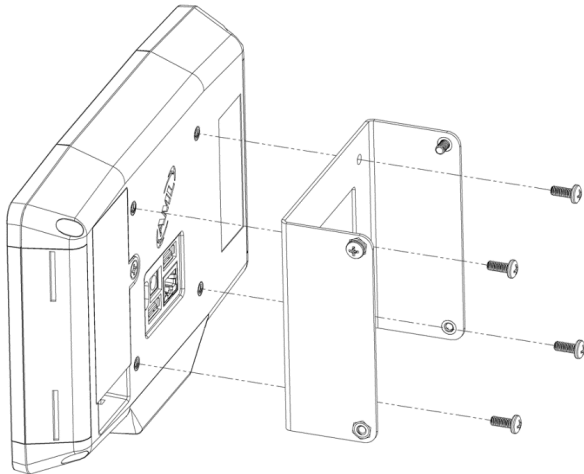


## BRACKET INSTALLATION: VMU IN PORTRAIT MODE

(USE M4 SCREWS PROVIDED WITH DEVICE)

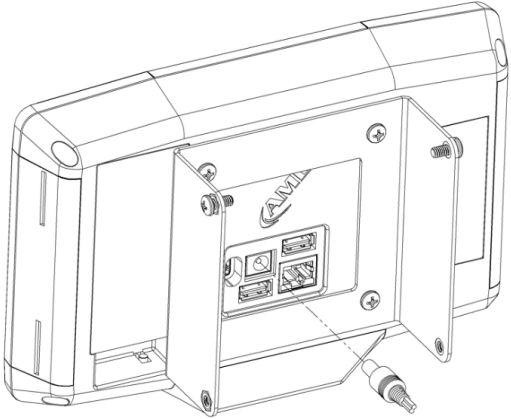


## BRACKET INSTALLATION: VMU IN LANDSCAPE MODE



# Power

PLUG IN POWER (5V), AND OTHER PERIPHERALS AS NEEDED.



WIRE THE DC CABLE PROVIDED WITH CONVERTER KIT TO THE +VOUT (RED WIRE) AND -VOUT (BLACK WIRE) OF THE CONVERTER

**A DC POWER CONVERTER KIT IS REQUIRED TO CONVERT VEHICLE POWER DOWN TO THE 5V REQUIRED BY THE FIREBIRD**

| If the vehicle's power system is: | Use this DC Power Converter Kit (converter + cable): |
|-----------------------------------|--|
| 9 to 36 VDC                       | PWR-5V4ADC24-06                                      |
| 18 to 75 VDC                      | PWR-5V4ADC48-06                                      |

WIRE +Vin AND -Vin OF CONVERTER TO VEHICLE'S 24V OR 48V SYSTEM

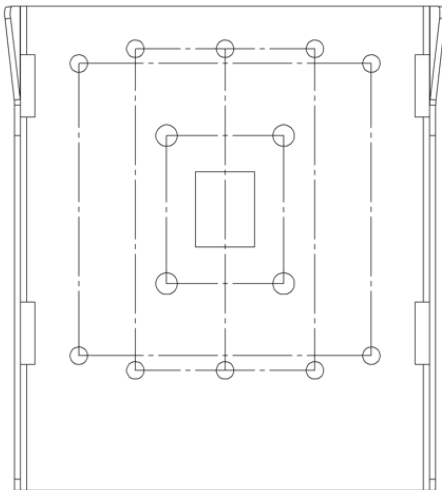
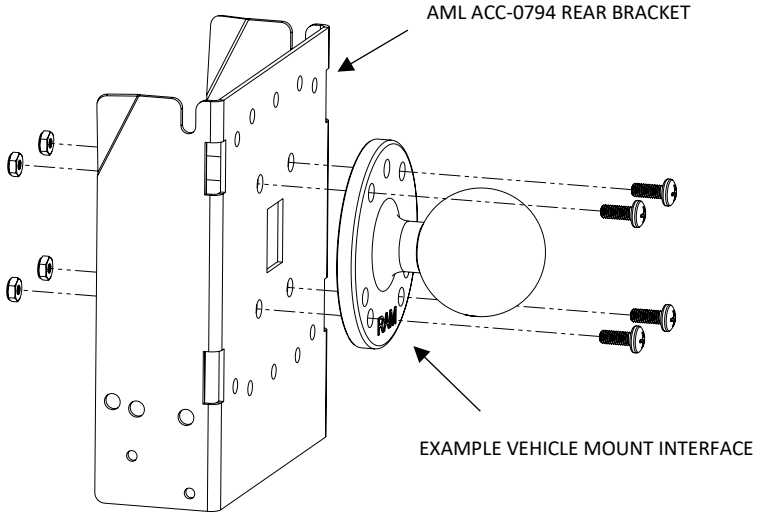


# Mounting Continued

---

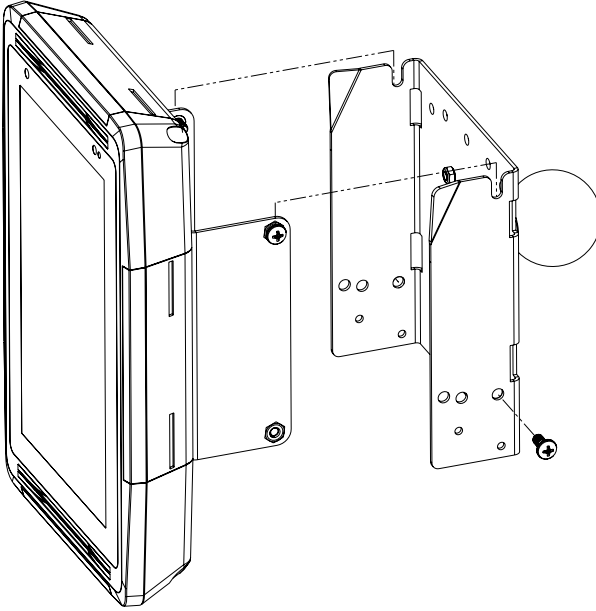
SECURE AML ACC-0794 REAR BRACKET TO A VEHICLE MOUNT INTERFACE (EXAMPLE SHOWN HERE)

(MOUNT AND HARDWARE NOT INCLUDED)



ACC-0794's REAR BRACKET  
FEATURES AMP, GANG, AND  
VESA 75 HOLE PATTERNS

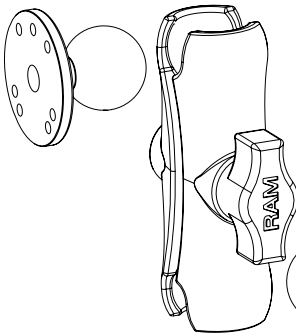
HOOK THE DEVICE AND FRONT BRACKET ONTO THE REAR BRACKET, AS SHOWN. RE-INSTALL THE TWO BOTTOM SCREWS AT DESIRED ANGLES (0 – 10 – 15 DEGREE POSITIONS AVAILABLE)



RECOMMENDED HARDWARE TO SECURE FIREBIRD VMU TO A FORKLIFT. THIS HARDWARE PROVIDES VIBRATION DAMPENING

RAM® Double Socket Arm - C Size  
Part#:RAM-201U-B

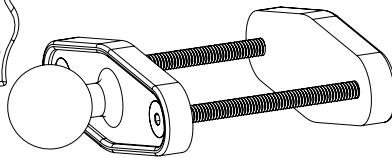
RAM® Round Plate with Ball - C Size  
Part#:RAM-202U



RAM® Square Post Clamp Base for Posts up to 3" Wide - C Size

Part#:RAM-247U-3

Up to 4": Part#:RAM-247U-4



# Warranty



## UPGRADE YOUR WARRANTY COVERAGE TODAY!

Do we have the coverage we need?

**Extended Warranty PLUS** programs provide:

- Coverage for the failure of internal and external components regardless of fault\*.
- Four (4) business-day turnaround, excluding time-in-transit.
- Standard ground shipping for device return included.

\* Does not include replacement of device.

For more information, contact AML today.

**800-648-4452**

or

[www.amltd.com/Warranty-Quote-Request](http://www.amltd.com/Warranty-Quote-Request)



## Warranty Agreements

**SVC-EWPKDT7** Extended Warranty Plus, 3-year, Firebird

# Sanitizing Your Device

The best way to clean and sanitize your AML mobile computer or kiosk is to use a diluted solution of three-parts water and one-part rubbing alcohol. Rubbing alcohol is a diluted form of isopropyl alcohol. It typically contains 70% isopropyl alcohol with the balance consisting of other denaturants. Do not use full-strength isopropyl alcohol.

Apply the solution to a soft cloth first, and then wipe all surfaces of the device.



# Technical Support and Repair Services

**877-842-3990**

## **AML Technical Support Team**

AML technical phone support is toll-free and pain-free. Speak with a US-based AML employee trained to answer your questions and do everything possible to resolve any issues that might arise.

Phone and email support is available Monday thru Friday, from 8:00 am to 5:00 pm CST.

If your Firebird VMU is in need of repairs, you may request an RMA number (Return Material Authorization) by calling AML Tech Support at **877-842-3990**, between the hours of 8:00 am and 5:00 pm, (CST) Monday-Friday.

You may also request an RMA number online at:

<https://www.amltd.com/RMA-Request>