

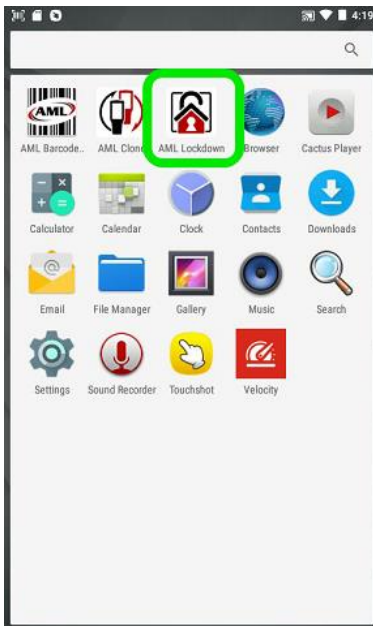


AML Lockdown Utility



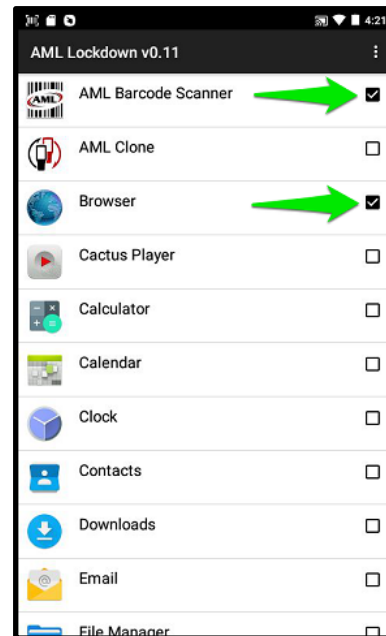
1

To use the AML Lock down application, begin by tapping the AML Lockdown icon on the home page.



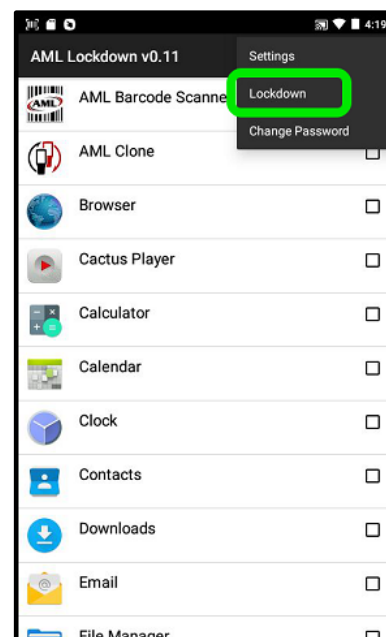
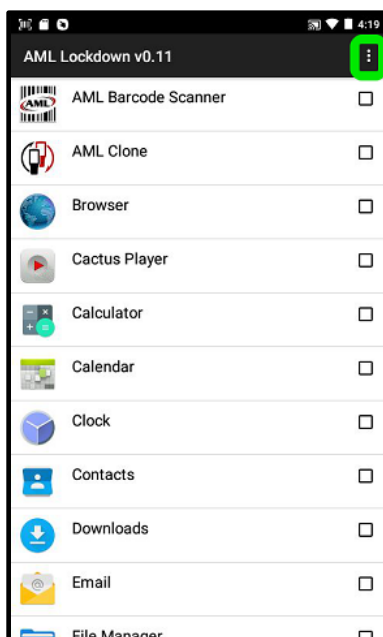
2


Select the applications you want your users to have access to. Uncheck any applications that you don't want to allow access to.

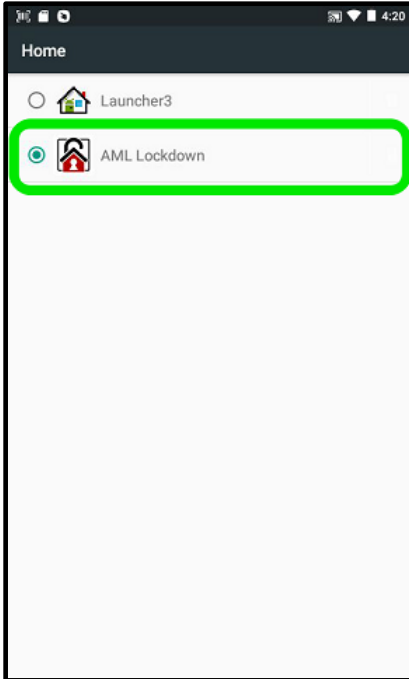


3


Tap the settings icon, then select "Lockdown" from the dropdown list.



Select *AML Lockdown* for home launcher, then press the *back key* . Only enabled applications will be accessible.



To disable AML Lockdown

Hold down the *Delete/Backspace key*  to prompt for password; the default password is "**aml**". Then Select *Launcher3* to revert to default home screen.

