

# M7220 Wireless Terminal Quick-Start Guide



## M7220 Front View



## M7220 Back View



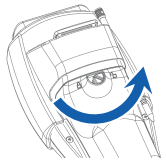
Effective Date:  
June 2011



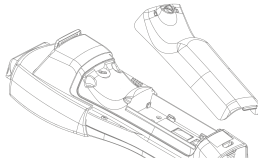
## Getting Started

### 1 Load the main battery

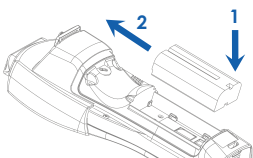
1. Turn the access latch counter-clockwise



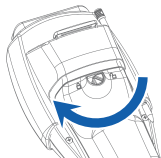
2. Remove the battery door by hinging it upward



3. Insert battery in rear and slide towards the front to engage



4. Turn the access latch towards the front clockwise



## Getting Started

### 2 Charge the M7220 for at least 4 hours



#### Battery Charge Times

	Before Initial Use	Full Charge Time
Main Battery	4 hours	6 hours

## Getting Started

### 3 Learn More about the AML M7220

Download the M7220 Specification Sheet, User Manual, Firmware, and Utility Software online at

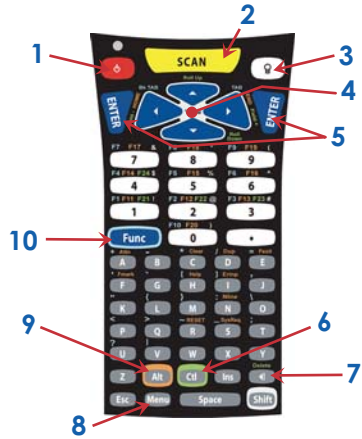
[www.amltd.com/support.asp](http://www.amltd.com/support.asp)

or

Give us a call at

**800.648.4452**

## M7220 Wireless Terminal 55-key Alphanumeric Keypad



- 1. Power ON/OFF Key
- 2. Scan Key
- 3. Backlight Key
- 4. Arrow Keys
- 5. Enter Keys
- 6. Green Modifier Key
- 7. Backspace Key
- 8. Menu Key
- 9. Orange Modifier Key
- 10. Blue Modifier Key

## 35-key Numeric Keypad



- 1. Power ON/OFF Key
- 2. Scan Key
- 3. Backlight Key
- 4. Arrow Keys
- 5. Lock Key/Blue Modifier
- 6. Enter Key
- 7. Menu Key
- 8. Backspace Key
- 9. Alpha Modifier Key
- 10. Unlock/Yellow Modifier Key

## Using the Integrated Bar Code Scanner Types



**Laser** - The laser scan engines require proper alignment of the bar code under the scanner window.

**2D Imager** - Capable of scanning bar codes at any orientation as long as the entire symbol is visible to the scanner and illuminated.



## M7220/7221 Configurations

## M7220 Accessories

**M7220**  
(comes without pistol grip)

**M7221**  
(comes with pistol grip)



ACC-5925  
Terminal Charger



4-Position Computer  
or Terminal Charger



4-Position Battery  
Charging Cradle

## Warranty Agreements

- SVC-EW7220 M7220 Extended Warranty (3 Years)
- SVC-EWP7220 M7220 Extended Plus Warranty (3 Years)  
*Extended Plus warranty includes "no fault" coverage for external components.*
- SVC-EWX7220 M7220 CARE Plan Extended Warranty (3 Years)  
*The Care Plan is an Advanced Exchange Program. Requires purchase of spare devices.*

© 2011 American Microsystems, Ltd. All rights reserved.

American Microsystems, Ltd. reserves the right to make changes in specifications and other information contained in this document without prior notice, and the reader should in all cases consult American Microsystems, Ltd. to determine whether any such changes have been made. The information in this publication does not represent a commitment on the part of American Microsystems, Ltd. American Microsystems, Ltd. shall not be liable for technical or editorial errors or omissions contained herein; nor for incidental or consequential damages resulting from the furnishing, performance, or use of this material. This document contains proprietary information which is protected by copyright. All rights are reserved. No part of this document may be photocopied, reproduced, or translated into another language without the prior written consent of American Microsystems, Ltd.



Safety NOM/NYCE-NOM-019-SCFI-1998  
Safety of data processing equipment



2190 Regal Parkway  
Euless, TX 76040  
**www.amltd.com**  
**1-800-648-4452**  
email: sales@amltd.com